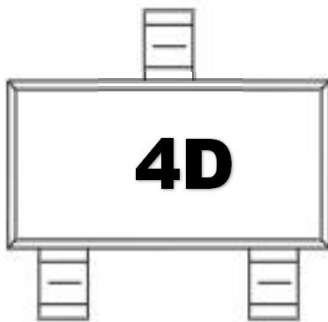




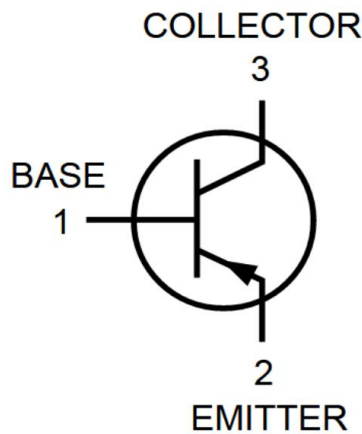
MMBTA94

TRANSISTOR (PNP)

MARKING:



Equivalent Circuit:



SOT-23



FEATURES:

- ※ High Breakdown Voltage
- ※ Complement to MMBTA44

MAXIMUM RATINGS (Ta=25°C unless otherwise noted)

Parameter	Symbol	Value	Unit
Collector-Base Voltage	VCBO	-400	V
Collector-Emitter Voltage	VCEO	-400	V
Emitter-Base Voltage	VEBO	-5	V
Collector Current -Continuous	IC	-200	mA
Collector Current -Pulsed	ICM	-300	mA
Collector Power Dissipation	PC	350	mW
Thermal Resistance From Junction To Ambient	ROJA	357	°C/W
Junction Temperature	Tj	150	°C
Storage Temperature	Tstg	-55~+150	°C



SHENZHEN MENGKE ELECTRONICS TECHNOLOGY CO.,LTD

ELECTRICAL CHARACTERISTICS (Ta=25°C unless otherwise specified)

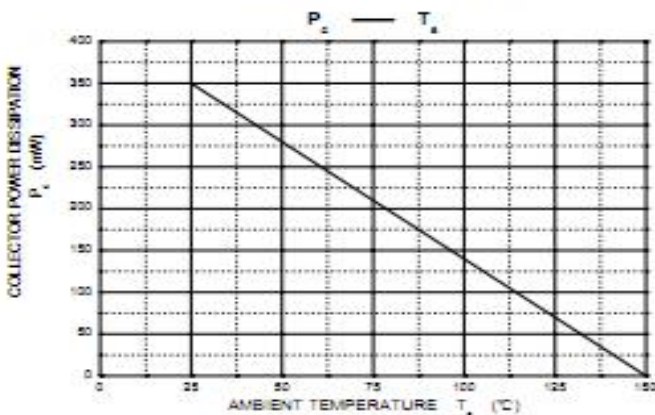
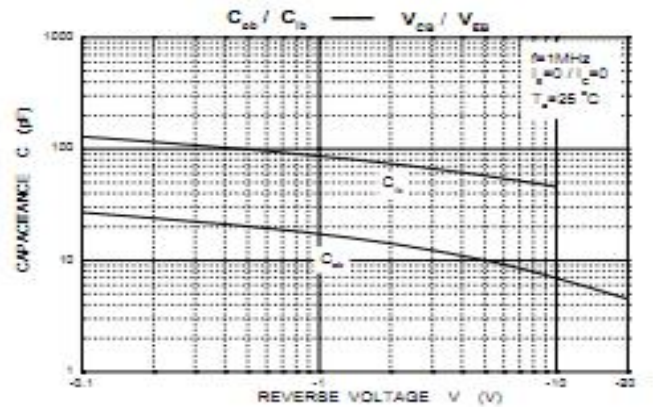
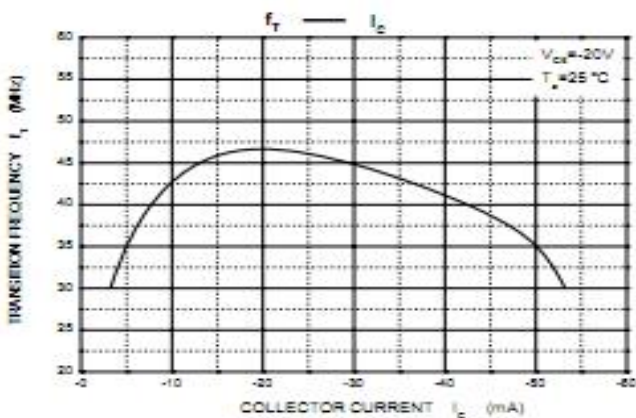
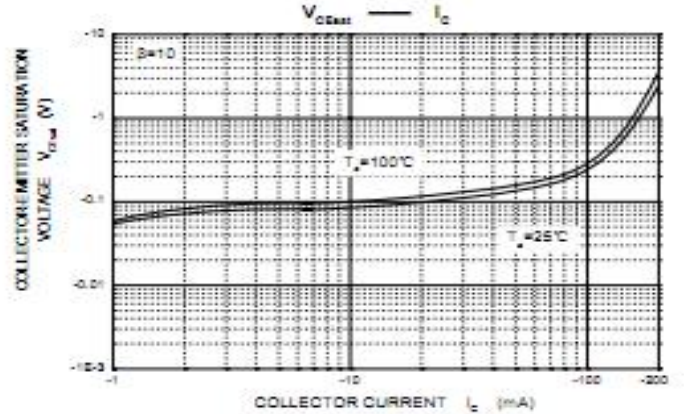
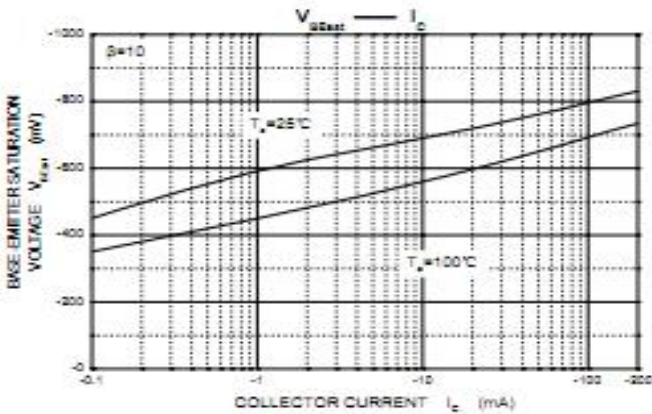
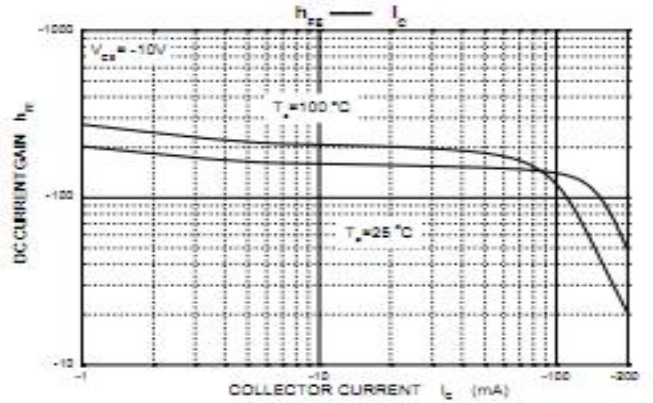
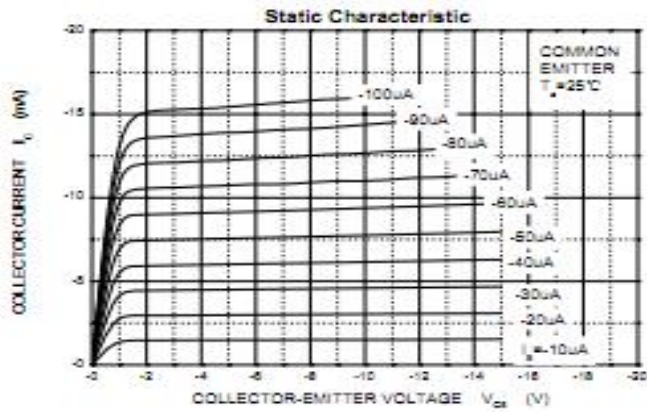
Parameter	Symbol	Test Condition	Min	Typ	Max	Unit
Collector-base breakdown voltage	V(BR)CBO	IC= -100μA, IE=0	-400			V
Collector-emitter breakdown voltage	V(BR)CEO	IC= -1mA, IB=0	-400			V
Emitter-base breakdown voltage	V(BR)EBO	IE=-100μA, IC=0	-5			V
Collector cut-off current	ICBO	VCB=-400 V , IE=0			-0.1	μA
Collector cut-off current	ICEO	VCB=-400V , IE=0			-5	μA
Emitter cut-off current	IEBO	VEB= -4V , IC=0			-0.1	μA
DC current gain	hFE	VCE=-10V, IC= -10mA	80		300	
	hFE	VCE=-10V, IC= -100mA	70			
	hFE	VCE=-10V, IC=-100mA	40			
Collector-emitter saturation voltage	VCE(sat)	IC=-10 mA, IB= -1mA			-0.2	V
	VCE(sat)	IC=-50mA, IB=-5mA			-0.3	V
Base-emitter saturation voltage	VBE(sat)	IC=-10 mA, IB=- 1mA			-0.75	V
Transition frequency	fT	VCE=-20V, IC= -10mA f=30MHz	50			MHz

CLASSIFICATION OF hFE

Rank	L	H	J
Range	80-100	100-200	200-300

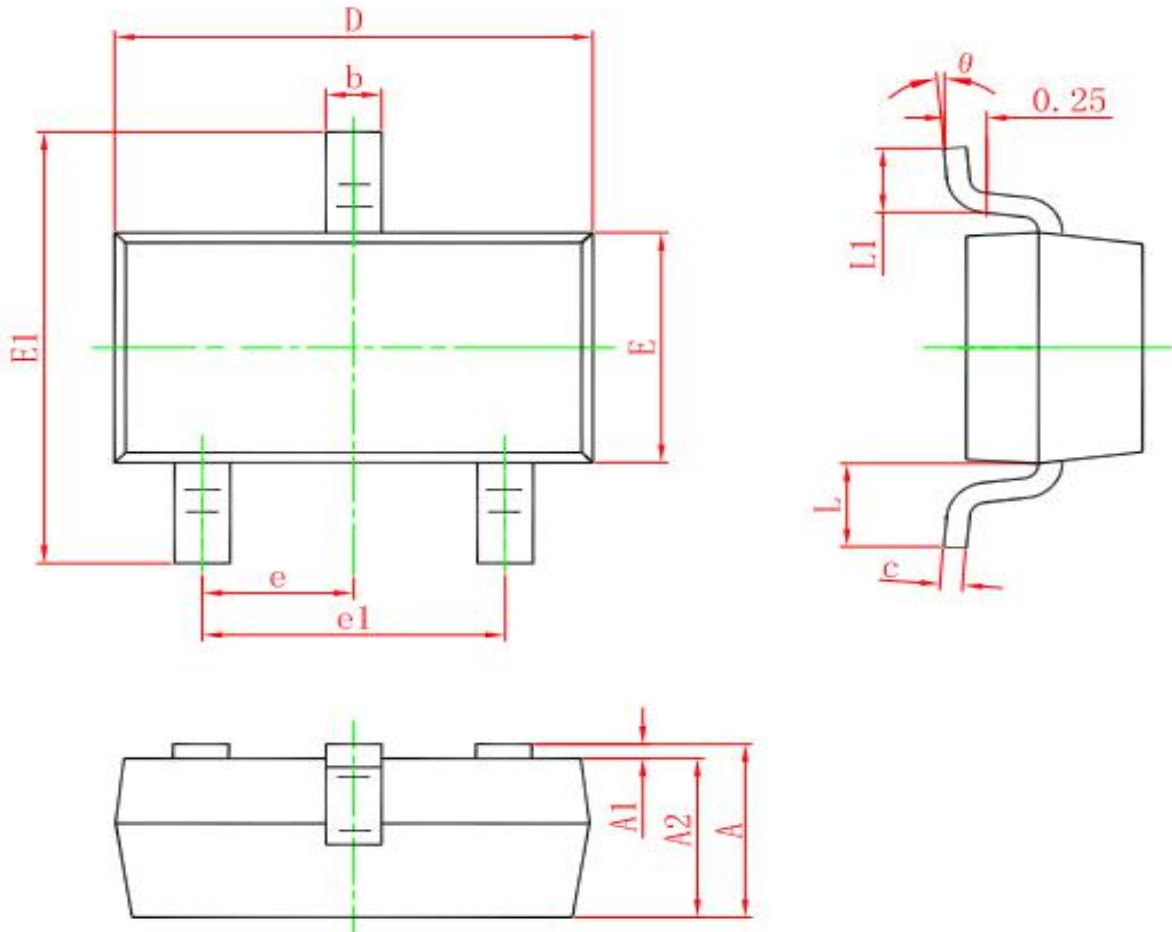


TYPICAL ELECTRICAL AND THERMAL CHARACTERISTICS





SOT-23 PACKAGE OUTLINE DIMENSIONS



Symbol	Dimensions In Millimeters		Dimensions In Inches	
	Min.	Max.	Min.	Max.
A	0.900	1.150	0.035	0.045
A1	0.000	0.100	0.000	0.004
A2	0.900	1.050	0.035	0.041
b	0.300	0.500	0.012	0.020
c	0.080	0.150	0.003	0.006
D	2.800	3.000	0.110	0.118
E	1.200	1.400	0.047	0.055
E1	2.250	2.550	0.089	0.100
e	0.950 TYP.		0.037 TYP.	
e1	1.800	2.000	0.071	0.079
L	0.550 REF.		0.022 REF.	
L1	0.300	0.500	0.012	0.020
θ	0°	8°	0°	8°